



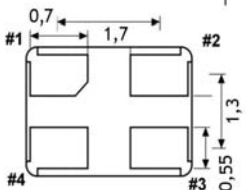
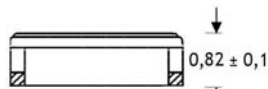
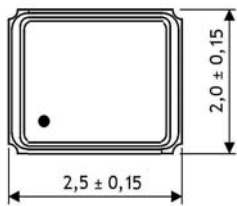
## Clock Oscillator

SMD-version

+3,3V

model	KXO-V95T
frequency	24,0 MHz
frequency stability at -40° ~ +85°C	± 50 ppm
operating temperature	-40° ~ +85°C
storage temperature	-40° ~ +85°C
symmetry	40% ~ 60% at 50% V <sub>DD</sub> level
rise & fall time max.	10 ns (10% V <sub>DD</sub> ~ 90% V <sub>DD</sub> level)
"0" level max.	VOL: 10% V <sub>DD</sub>
"1" level min.	VOH: 90% V <sub>DD</sub>
input voltage V <sub>DD</sub>	+2,5 ~ +3,3V ±5%
tri-state control voltage (Pin#1)	VIH: V <sub>DD</sub> x 0,7 min. VIL: V <sub>DD</sub> x 0,3 max.
supply voltage	-0,5V ~ +7,0V
input current max.	15 mA
output load max.	15pF (CMOS)
start up time max.	10 ms
disable delay time max.	150 ns
enable delay time max.	10 ms
stand by current max.	50 µA (Pin #1=VIL)
aging for first year max.	±5 ppm at +25°
jitter	deterministic jitter 5ps max. random jitter 7ps max. norm 1-sigma 7ps max. peak to peak 40ps max.
RoHS	according to RoHS 2011/65/EU
contents of reel	1000 pcs.
part no.	12.95518

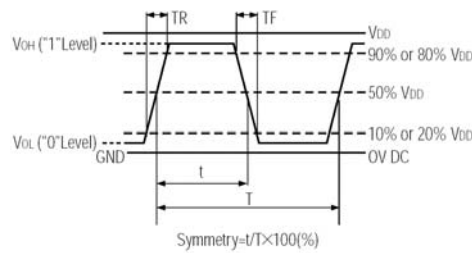
### Dimensions (mm):



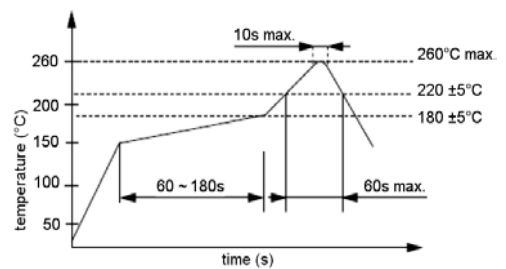
PIN	CONNECTION
1	"L" OPEN or "H"
2	GND
3	Z OUTPUT
4	V <sub>DD</sub>

Z: high impedance

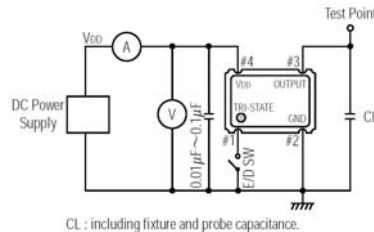
### Output waveform:



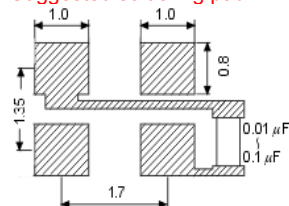
### Reflow soldering condition:



### Test circuit:



### Suggested soldering pad:



### Tape specification:

